

TEL. 9575997, 9567298, 9554725

JANATA BANK LIMITED

For Previous Rate Sheet Click

PABX-575,

TREASURY DEPARTMENT

<https://goo.gl/URA0t4>

Mail: fxdeal@janatabank-bd.com

HEAD OFFICE, DHAKA

Exchange Rate Circular - 21

INDICATIVE ONLY: Rates may vary in the

DATE: 29 Jan 2020

EFFECTIVE DATE: 29 Jan'2020

same day

Wednesday

A) CROSS RATE OF SYD, TOK, HKG & S.E. ASIAN MARKETS AS ON 29/01/2020

	GBP/USD	EUR/USD	USD/JPY	USD/C.DLR	USD/S.FRA	AUD/USD
SELLING	1.3020	1.1014	109.1900	1.3161	0.9739	0.6805
BUYING	1.3019	1.1013	109.2000	1.3162	0.9743	0.6805

B) JANATA BANK LTD'S CASH

CURRENCY & T.C TO PUBLIC TK PER UNIT OF FOREIGN CURREN

SELLING	CURRENCY	BUYING	SELLING	CURRENCY	BUYING
88.0000	US Dollar	87.0000	23.6000	Saudi Riyal	22.7000
112.7000	G. B. Pound	109.7000	23.7000	UAE. Dirham	23.0000
95.6000	Euro	93.0000	20.7000	MAL.Ringit	19.4000
59.9000	Aus. Dollar	57.9000	1.2600	Indian Rupee	1.2000

BE SAME AS SELLING T.T.& O.D AND BUYING O.D. TRANSFER

C)	SELLING		NAME OF CURRENCY	BUYING			
	T.T.& O.D.	B.C.		T.T.CLEAN	T.T.DOC	O.D.SIGHT EXP.BILLS	O.D. TRANSFER
	84.9500	84.9500	US Dollar	84.2000	84.1500	84.1000	83.9000
	111.5429	111.6819	G. B. POUND	110.2490	109.9319	109.7100	109.2682
	95.7578	95.8909	EURO	94.4462	94.0971	93.8748	93.0026
	0.8002	0.8055	JP.YEN	0.7792	0.7724	0.7711	0.7683
	66.5545	66.6984	CAN.DLR	66.4330	66.2591	66.0613	65.4535
	87.8735	88.0443	SWISS.FRANC	87.1958	87.0034	86.9197	86.8160
	222.1935	222.7579	OMANIAN RIYAL	219.1273	218.8935	218.2515	217.9295
	11.0000	11.4114	H.K.DLR	10.9016	10.8900	10.8582	10.8264
	64.2470	65.7191	SING.DLR	64.4199		64.1716	62.5295
	2.7732	2.7841	THI.BAHT	2.7439		2.7330	2.7250
	20.9909	21.0483	MAL.RINGIT	20.7745		20.6919	20.6313
	23.3010	23.3092	UAE.DIRHAM			22.9816	22.9143
	22.8122	22.8702	SAUDI RIYAL			22.5013	22.4400
	23.4874	23.9392	QATAR RIYAL				22.7013
	284.9769	285.2758	KUWAIT DINAR				277.0000
	224.0027	224.0822	BAHRAIN DINAR				219.2478
	13.0811	13.2921	CHINESE YUAN				12.5801

D) USANCE RATE:	30 DAYS	60 DAYS	90 DAYS	120 DAYS	150 DAYS	180 DAYS
US Dollar	83.5988	83.1077	82.6165	82.1253	81.6342	81.1430
G. B. POUND	109.0669	108.4238	107.5050	107.1375	106.4944	105.8513
EURO	93.3239	92.7729	91.9859	91.6711	91.1201	90.5692

E) FORWARD RATE:		1 MONTH	2 MONTHS	3 MONTHS	6 MONTHS	1 YEAR
SELLING	US Dollar	86.0894	86.5287	86.9181	88.2861	0.0000
BUYING	US Dollar	85.0982	85.1964	85.4946	85.6893	0.0000


F) NFCD INTT RATE, EFFECT ON: 16.01.2020 To 31.01.2020	1 MONTH	3 MONTHS	6 MONTHS	12 MONTHS
US Dollar	1.41963	1.59263	1.61450	1.71313
G. B. POUND	0.43063	0.50775	0.55500	0.61463
EURO	0.00000	0.00000	0.00000	0.00000

G) LIBOR AS ON 28/01/2020, 60 DAYS 1.76400 90 DAYS 1.76950 180 DAYS 1.77100


H) INDICATIVE RATE OF 01 SDR, USD WITH NTL, CUR OF ACU MEMBERS AS IMF RATE 24/01/2020	IN.RS	N.RS	SL.RS	PK.RS	BD TK	USD
USD 1	71.3756	115.0130	182.9710	140.6296	84.5800	
SDR 1	98.2878	158.3787	251.9603	193.6540	116.4709	1.3771


IN CASE OF AUS. DOLLAR CASH RATE WILL BE USED FOR T.T ALSO

Rates mentioned in row C, D, E and F are applicable only for bank's own customers.


 Md. Nur Islam
 PO
 Prepared By


 Md. Mokhlesur Rahman
 SPO
 Checked By


 M.M. Awrangzeb
 AGM
 Authorised Signature


 Md. Tofazzal Hossain
 DGM
 Authorised Signature